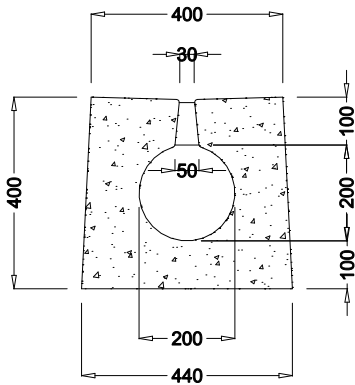
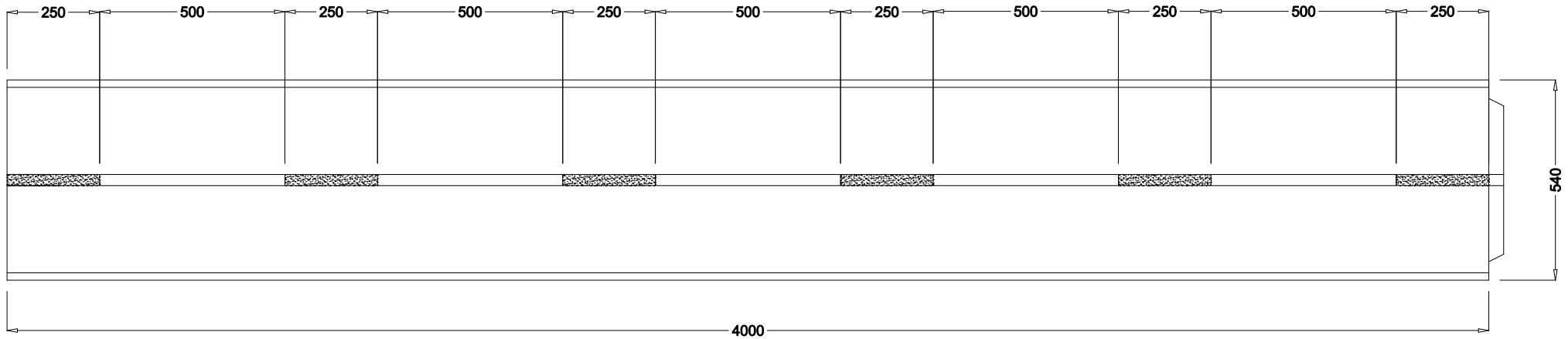
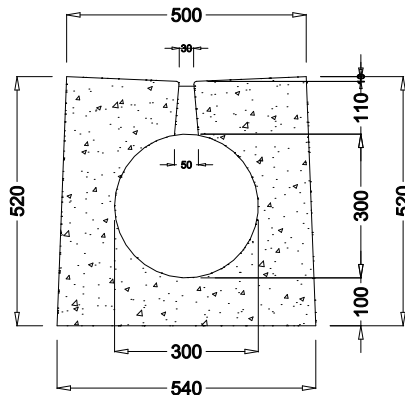


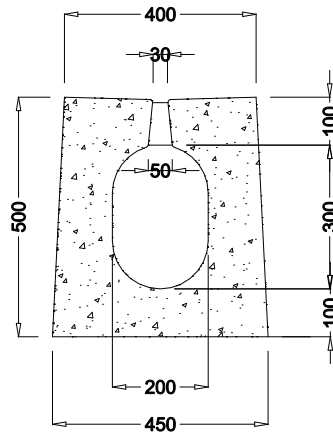
CANALI PER AEREOPORTI F 900 - canali a fessura ad alta resistenza senza cordolo



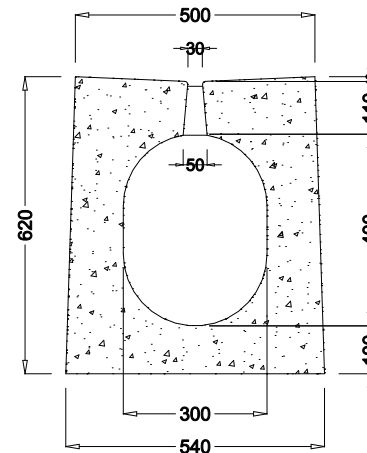
PROFILO PIANO
mod. eurobeton 20 R
F900 peso 1300 kg. cad.
deflusso idraulico **314 cm.2**



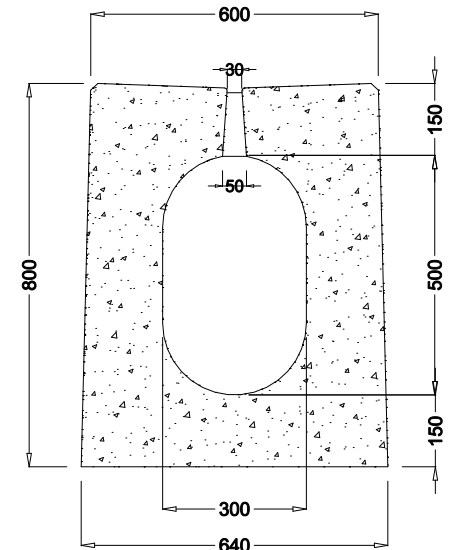
PROFILO PIANO
mod. eurobeton 30
F900 peso 1780 kg. cad.
deflusso idraulico **706 cm.2**



PROFILO PIANO
mod. eurobeton 20/30
F900 peso 1500 kg. cad.
deflusso idraulico **514 cm.2**



PROFILO PIANO
mod. eurobeton 30/40
F900 peso 2000 kg. cad.
deflusso idraulico **1006 cm.2**



PROFILO PIANO
mod. eurobeton 30/50
F900 peso 3300 kg. cad.
deflusso idraulico **1360 cm.2**

AUTOCAD LT 2000

DATA

DATUM

WEB SITE

WWW.eurobeton.it

E-MAIL

info@eurobeton.it

SCALA

MASSTAB

febbraio 2009

AUTORE
AUTOR

Cossalter geom. Mirco

EUROBETON® S.p.A.

Via Nazionale 39 SALORNO (BZ)

TEL. 0471-884106

FAX. 0471-884118

PROPRIETARIO

BESITZER